

Father's Day Tornado 06/20/21 – Village of Woodridge

IPWMAN 101 - “The First 24 Hours”

IPWMAN State Conference

Bloomington, IL

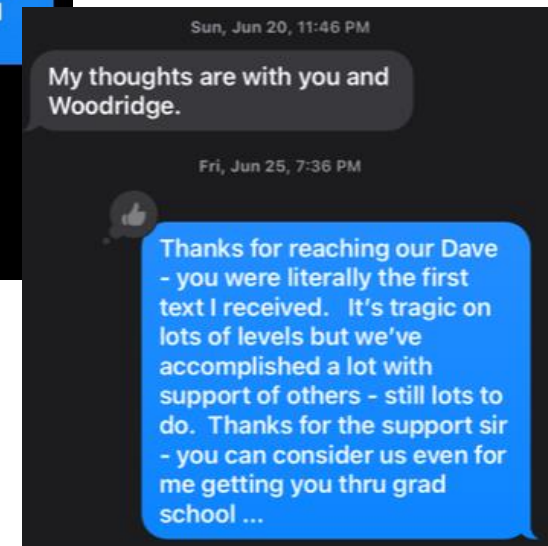
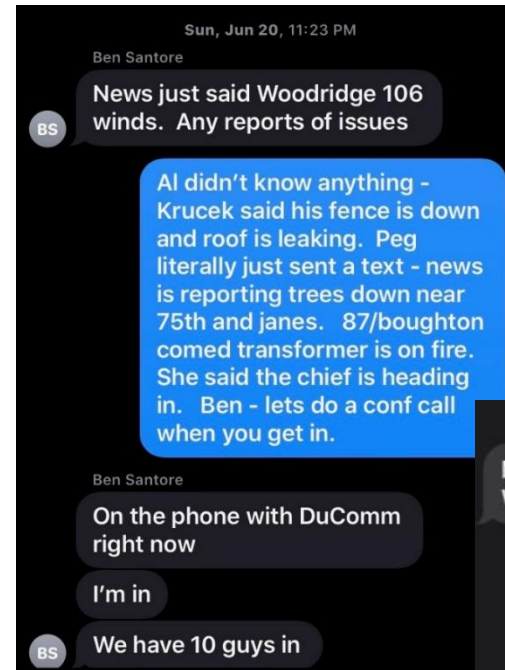
October 19-20, 2021

Father's Day—Sunday June 20, 2021

How Father's Day Started:



How It Ended:



Thank you IPWMAN Responders

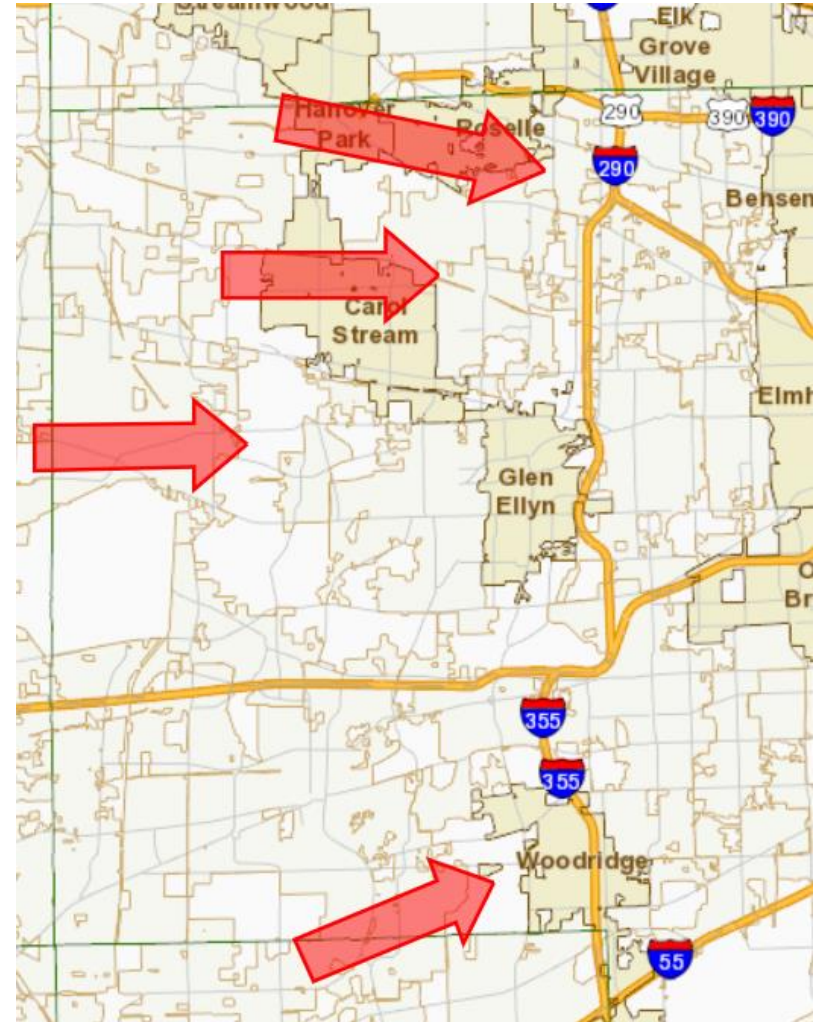


made on imgur

Sunday June 20, 2021–11pm-12 am

- 1) Tornado Watch and then Warnings Come Out
- 2) Unconfirmed Reports of Damage
- 3) Initial Call out and Mobilization of Public Works

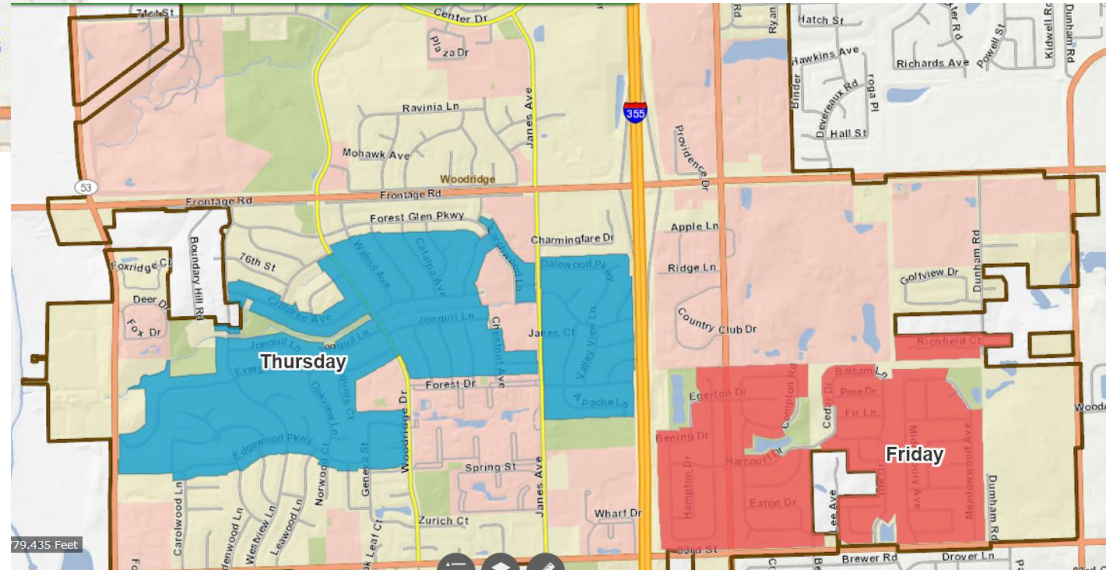
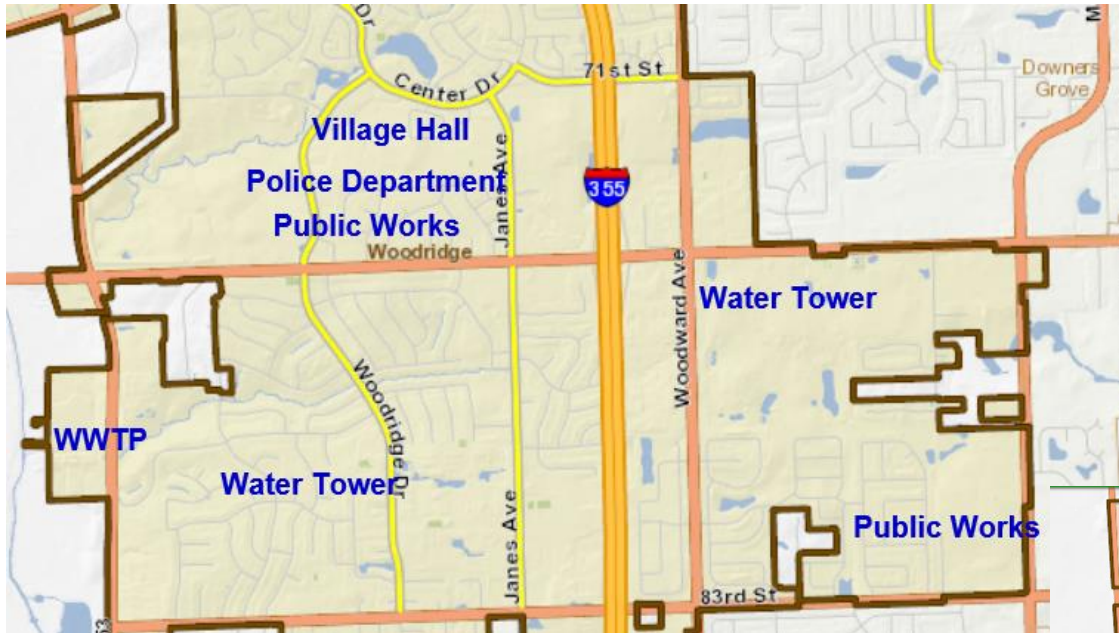
Lesson 1 – what are going to be the personal needs of your staff that might impact their response?



Monday June 21, 2021–12 am-6 am

- 1) Emergency Operations Center (EOC) Opens
- 2) Police and Fire Initial Response – PW Support
- 3) Boundaries of the Disaster Area?
- 4) Is Village Critical Infrastructure Impacted?
- 5) ComEd's Plan for Hazards / Power Restoration?
- 6) Where to Start with Operations?

Village Facilities vs. Impact Zone



Monday June 21, 2021–12 am-6 am

1) Resource Considerations and Planning

- Village staff
- Local Resources
- Contractors (*track all resources and costs - day 1*)
- Mutual Aid

Lesson 2 – call the people you have an established relationship with and trust

Lesson 3 – send your staff to help other communities and debrief when they return to help in making your own preparation

Monday June 21, 2021– daybreak



Monday June 21, 2021–6 am-12 pm

1) Made the call For IPWMAN Mutual Aid

- Knew other towns hit would be calling DuPage OHSEM

2) Resources Start Arriving In a Few Hours

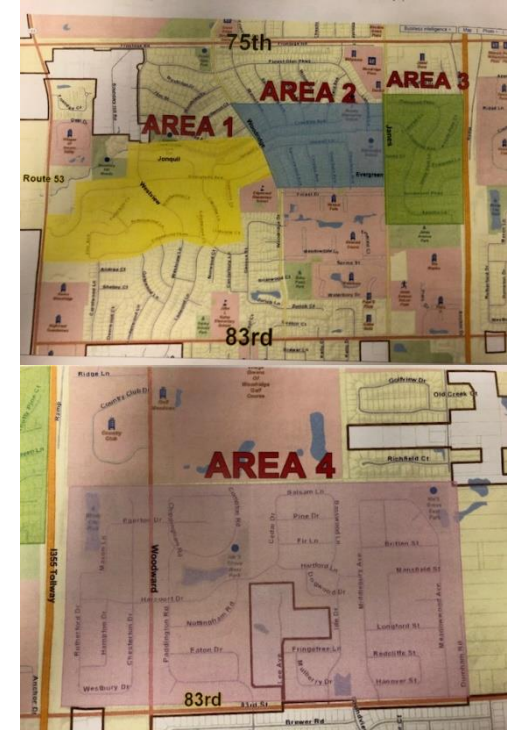
- Day 1 – Hoffman Estates, Lockport, Batavia, Carol Stream

Lesson 4 - carry your orange IPWMAN card
and make the call early for mutual aid



Monday June 21, 2021–6 am-12 pm

- 1) Response Zones
- 2) Initial Response Efforts
 - Village vs. Private Contractors vs. Utility Companies vs. Spectators
- 3) Phone Calls / Email Inquiries Start . . .



Lesson 5 – coordinate with PD for traffic control

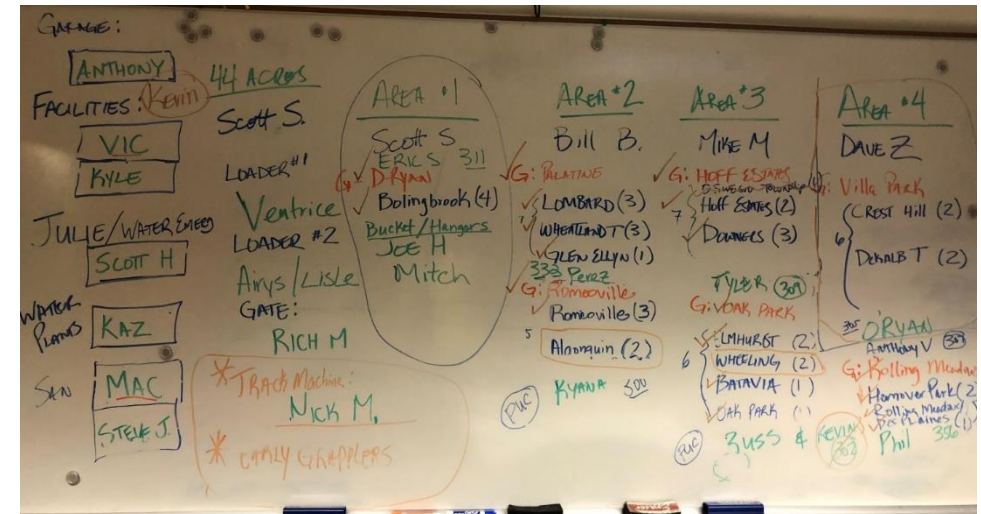
Lesson 6 – be clear on clean up expectations early

Monday June 21, 2021–12pm-11 pm

Planning for Future Operational Periods

- 1) Operations Staffing Plan
- 2) Mutual Aid Utilization Plan
- 3) Coordination/Updates to the EOC

Lesson 7 – the media is ever present, give them updates



Monday June 21, 2021–12pm-11 pm

Planning for Future Operational Periods (Continued)

4) Resources and Supplies List

- Debris Site
- Weather Forecast
- Tub Grinding / Hauling
- Specialized Equipment



Lesson 8 – start planning for the recovery efforts as soon as the disaster strikes

What Else Can Possibly Happen?

During the Tornado Response -

- Watermain repair
- IDOT storm discharge into the excavation
- Boil Order Issued
- Water service shut off to adjacent WWTP



Lesson 9 – unexpected will happen at the worst possible time, be ready to re-adjust many times during a disaster

Things to Do Differently / Opportunities to Improve?



- Have ComEd participate in the Village's EOC meetings right away
- Pre-identify / coordinate staging areas for other organizations
- Chipper work vs. grapple work?

Lesson 10 – keep notes of issues you'll want to evaluate post-event

Thank You IPWMAN Responders





WE ARE
W   **DRIDGE**
STR  **NG**

Calling IPWMAN for Mutual Aid



IPWMAN Member




**IPWMAN**
Illinois
Public Works
Mutual Aid Network

**Mutual Aid Requests
IPWMAN Call Center
1-855-IPWMAN1
(1-855-479-6261)**

Have the following ready when you call:

- Requesting agency's name and authorized agent
- Call-back number
- Nature of incident
- Location and zip code of incident
- Agencies already on the scene
- Type of assistance required
- Staging area location
- Areas/routes to avoid
- Number and specific type of equipment needed
- Number and type of personnel needed
- Estimated length of deployment
- Description of any possible safety hazards
- Location and availability of fuel
- Location and availability of food
- Location and availability of shelter

(See reverse side for additional resources)

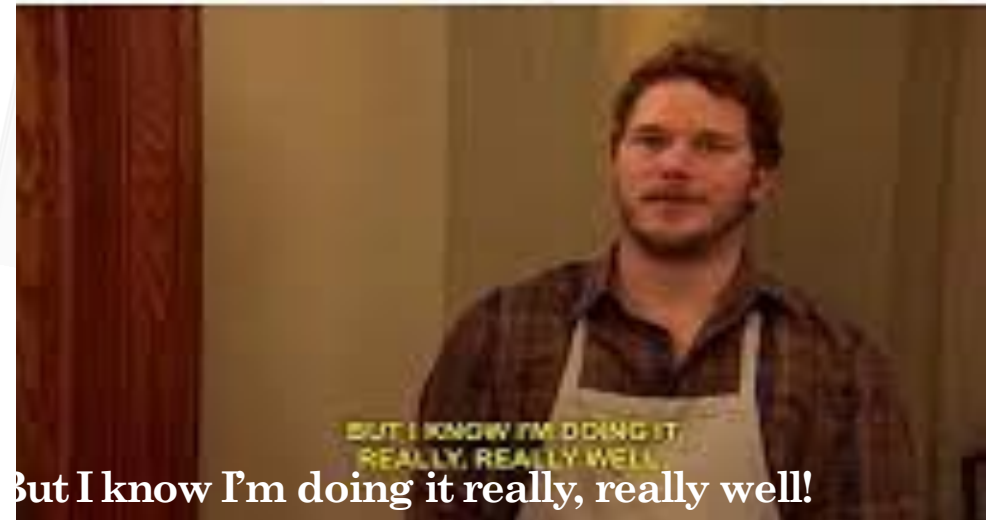


IPWMAN Call Center

Calling IPWMAN for Mutual Aid


Before you make the call to IPWMAN Call Center be prepared with the following information:

1. Agency Name
2. Contact Name
3. Call Back Phone Number(s)
4. Nature of Incident
5. Type of Assistance Needed




Calling IPWMAN for Mutual Aid

Let's hear what a **Requesting Agency's** call for assistance to IPWMAN Call Center (SEECOM) sounds like!




Calling IPWMAN for Mutual Aid

Let's hear what the **IPWMAN Call Center** (SEECOM) call to the IPWMAN Duty Officer sounds like!



Calling IPWMAN for Mutual Aid


Let's hear what the
IPWMAN Duty Officer
call to the Requesting
Agency sounds like!



Calling IPWMAN for Mutual Aid

Be prepared to discuss these items:

- ✓ Confirm agency/contact information
- ✓ Nature of the incident
- ✓ Specific resource needs
- ✓ Operational period – start and end dates
- ✓ Starting Time – operational hours
- ✓ Staging area – specific address



Requesting Agency



Calling IPWMAN for Mutual Aid


Agency requesting the following resources:

- **5 Team B** – Labor 2 to assist with Brush/Tree/Limb removal
- **5 Team E** – Brush Chipping
- **2 Team D** – Aerial Bucket Truck for Tree Removal
- **2 Team O** – Task Force/ Strike Team Leader to assist with managing the event




Calling IPWMAN for Mutual Aid


Let's hear what the **IPWMAN Duty Officer** call to the IPWMAN Call Center (SEECOM) sounds like!



Calling IPWMAN for Mutual Aid



“Resource Request”



*****IPWMAN ACTIVATION NOTICE*****

The following member(s) have requested assistance for IPWMAN:

Requesting Agency/Agencies: Nunda Township

Situation: River Flooding

Mission: Sandbagging

Resources Needed: No Longer needing Assistance

Anticipated Operational Period: None

Resource Coordinator for this Incident:

Name: Vince Kilcullen Phone: 847-456-5307

Email: _____ Other: _____

Instructions: DO NOT RESPOND/DEPLOY RESOURCES BASED ON THE CONTENTS OF THIS EMAIL. Contact the Resource Coordinator if you can provide any of the needed resources.

Region 2: ☒

Region 7: ☐

Region 3: ☒

Region 8: ☐

Region 4: ☒

Region 11: ☐


Region 6: ☐

Statewide: ☐

Insert a sample drill form that SEECOM will email out to the conference attendees.


Calling IPWMAN for Mutual Aid

Let's hear what the
IPWMAN Duty Officer
call to the Requesting
Agency sounds like!



Calling IPWMAN for Mutual Aid

Let's hear what the **IPWMAN Duty Officer** call to the IPWMAN Call Center (SEECOM) sounds like!



“Resources Filled”

IPWMAN Is Here To Help

- IPWMAN can offer you a on site advisement, or a full-on Command Staff.
 - Experience managing several tornado cleanups, from large to small.
 - Familiar with IPWMAN Operating Procedures and record keeping.
 - For more in-depth coverage of what IPWMAN has to offer consider attending the IPWMAN 202 session

IPWMAN Resources

- Starcom 21 Radios
- Supply Trailers
- Go Kits
- Mobile Emergency Operations Center (MEOC)

Starcom 21 Radio Cache

- Three Caches of Starcom 21 radios throughout the state.
 - 18 Radios at MABAS in Wheeling
 - 12 Radios at the Champaign Fire Dept.
 - 12 Radios at the Marion Fire Dept.
- IPWMAN has its own assigned talk group that can be used statewide.
- Available for disasters or preplanned event.
- Contact the Duty Officer for assistance.

Starcom 21 Radio Cache



Two Supply Trailers

- In the Process of being built
- One is at the conference for you to look at.
- Office space with supplies (front of trailer)
- Propane generator so the office can be set up anywhere and extra extension cords
- Close to 500 Different inventory items ready for your use.
 - Barricade & cones
 - Safety gear
 - Tool set to do some minor repairs
 - Shovels, brooms, racks, trashcans
 - Table and chairs that can be set up for an outside workspace

Go Kits – 1 in each Region

- Basic Safety Apparel
- Pinter
- Power Cords/ Surge Protector
- General Office Supplies
- Clip Boards
- Cord Reel
- Inverter for turning 12V DC into 120V AC
- IPWMAN Command Staff Door Magnets

Go Kits



Go Kit Inventory



Mobile Emergency Operations Center (MEOC)

- 34' Single Slide Out (former FEMA Trailer)
- Weather Station
- Generator Power – Propane w/ 5 Bottles
- Wired for Data, Phone/ Fax & Dish Network TV. Roku Available.
- Radios – Starcom, CB, Aircraft, 800Mhz, 400Mhz, Low Band & VHF
- 8 Desk Positions
- Plans Table
- Heated and Cooled
- 3 Flat Screen Tv's
- Office Supplies
- Ladder
- Flashlight's w/ Traffic Wands
- 2 HP All In One Printers
- 3 Telephones
- Microwave/ Refrigerator
- Weather Radio
- Cleaning Supplies
- Cooking/ Dining Supplies
- Basic Hand Tools

Mobile Emergency Operations Center (MEOC)



Mobile Emergency Operations Center (MEOC)



Questions?

For More Information Visit or Contact:

www.ipwman.org

[Elias Koutas - ekoutas@palatine.il.us](mailto:ekoutas@palatine.il.us)

[Mark Doerfler - mark.doerfler@ipwman.org](mailto:mark.doerfler@ipwman.org)

[Chris Bethel - cbethel@woodridgeil.gov](mailto:cbethel@woodridgeil.gov)

